



MEALS on WHEELS
SYRACUSE

TOGETHER, WE CAN DELIVER.

2022 ANNUAL REPORT

Year 2022 was a year of meal service growth. We exceeded the number of meals we expected to serve by 6.7% and exceeded 2021 meal totals by 7.8%. We achieved that success through the dedicated efforts of our food service volunteers, delivery volunteers, generous donors, board of directors and staff. We continue to meet the need of our food insecure homebound neighbors providing them nutritious meals, daily social contact, safety checks, in-home resource connections and nutrition counseling. Many of those we help would go hungry or be unable to remain in their homes without Meals on Wheels service.

The 2022 Meals on Wheels client satisfaction and impact survey results reflect positive outcomes for our clients. Respondents reported the following: 99% felt reduced stress on their primary caregiver; 97% ate healthier; 90% felt they were helped to maintain independence and remain in their homes; 74% felt less lonely; and 91% rated overall satisfaction with MOW as good or excellent.

I honor everyone involved for your important work. Year 2023 is showing even more growth than 2022. I know we will meet that challenge. As the slogan goes; together, we can deliver. Thank you!

Mason Kaufman, Executive Director

Meals on Wheels of Syracuse Board of Directors

Officers:

*Bruce Wodka, President • Larry Echols, Vice-President • Michael Fralix, Treasurer
Shannon Nelson, Assistant Treasurer • Linda Llewelyn, Secretary*

Directors:

*Andrew Derrenbacker • Sarah Gambell • Lindsey Hart • Toni Heer • Christian Jones • Jordan Jennings
• Rhonda Lee • Florence Mandevu • Mark Pitonzo • Jonathan Schoeck*

Meals on Wheels of Syracuse Staff

Administration:

Mason Kaufman, Executive Director • Ray Sanders, Finance Director •

Food Service:

*Jennifer Stone, Food Service Director • Desmone Brown, Transporter • Reuben Cary, Head Cook
Antionette Davis, Food Service Assistant • Linda Dreher, Food Production Coordinator
Quamarr Turk, Food Service Assistant • Karen Wittenbeck, Program Assistant*

Community Relations:

*Mike Nortman, Community Relations Director • Tina Casella, Volunteer Coordinator
Gary Podsiedlik, City Driver • Steve Sapka, County Driver*

Social Services:

*Beth Gagnon, Senior Case Manager • Jenny Kuester, PT Case Manager • Chris Sackett, Logistics Coordinator
Rachael Thayer, Case Manager • Katharine Webb, Case Manager*

2022 AUDITED FINANCIAL STATEMENTS

FOR YEAR ENDED DECEMBER 31, 2022

BALANCE SHEET

Cash and Cash Equivalents	\$776,448
Receivables & Other	153,341
Investments	2,071,112
Other Assets	103,160
TOTAL ASSETS	\$3,104,061

STATEMENT OF ACTIVITIES

OPERATING REVENUES

<u>MEAL INCOME:</u>		<u>% OF REVENUES</u>
Government Grants	\$756,073	46.3%
Private and Third Party Reimbursements	\$397,125	24.3%
Total Meal Income	\$1,153,198	70.6%
 <u>OTHER INCOME:</u>		
Public & Client Contributions	\$279,688	17.1%
In-kind Rent	\$116,884	7.2%
Fund Raising Events	\$62,408	3.8%
Net Assets Released from Restriction	\$21,768	1.3%
Total Other Income	\$480,748	29.4%
TOTAL REVENUE	\$1,633,946	100%

OPERATING EXPENSES

		<u>% OF EXPENSES</u>
Management and General (Administration)	\$197,176	12.5%
Fundraising (Administration)	82,419	5.2%
Nutrition (Program)	1,149,197	73.0%
Social Services (Program)	54,286	3.4%
Community Outreach & Volunteer Services (Program)	91,692	5.8%
TOTAL EXPENSES	\$1,574,770	100%

OPERATING NET ASSETS **\$59,176**

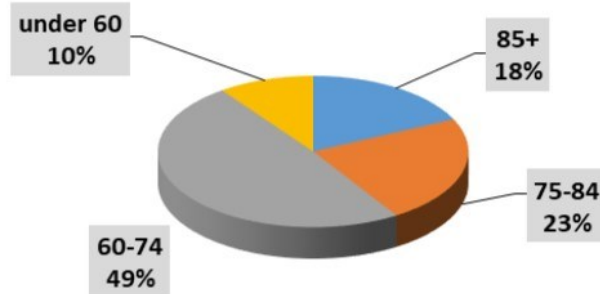
NON-OPERATING INCOME/EXPENSES

Investment Income Net	-\$177,786
Net SPM Client Assistance Funding Used	-\$20,354

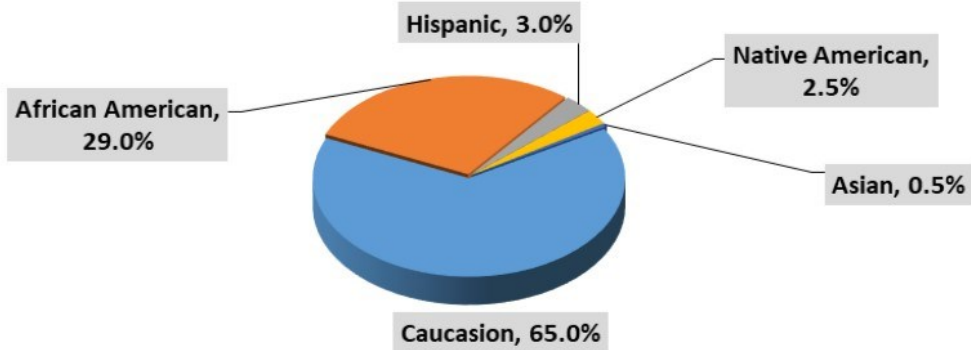
INCREASE/DECREASE IN ALL NET ASSETS **-\$138,964**

2022 Client Profile

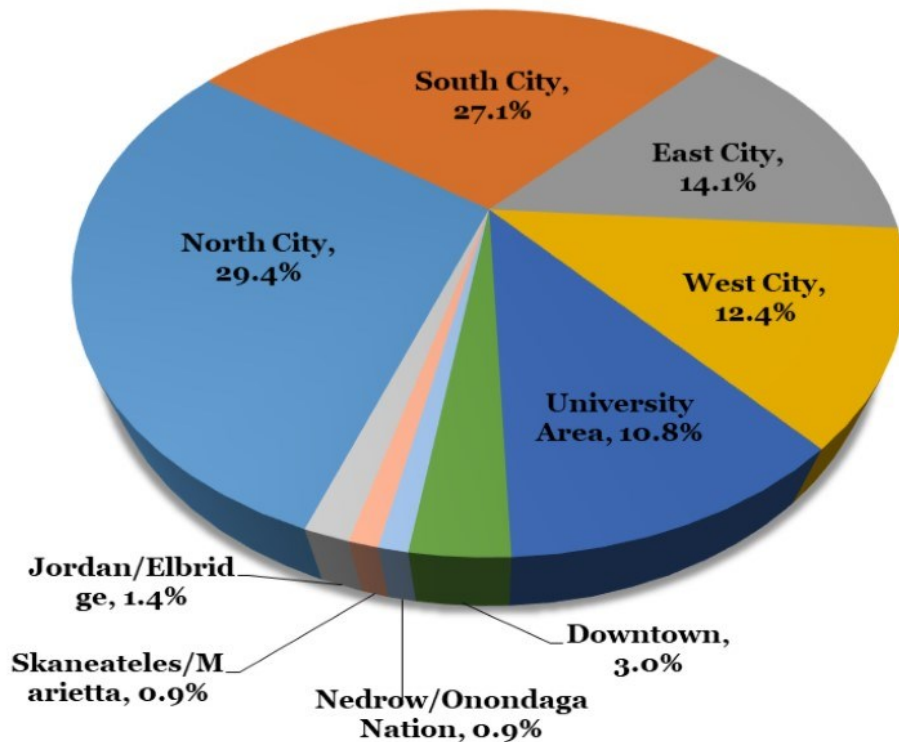
Distribution by Age



Distribution by Race



Location of Clients Homes





2022 Volunteer Data

<i>Number of Volunteers</i>	
DRIVERS/SERVERS	257
FOOD SERVICE	264
CLERICAL	1
TOTAL VOLUNTEERS	522
Total Mileage Driven	45,225
Total Delivery Hours	7,843
Total Food Service Hours	7,082
Total Clerical Hours	14
TOTAL DONATED HOURS	14,939

